

## SERVICE HINTS

### H1 HEADLIGHT CLEANER CONTROL RELAY

5-2 : Closed with ignition SW at **ON** or **ST** position, light control SW at **HEAD** position and headlight cleaner SW on

## : PARTS LOCATION

Code	See Page	Code	See Page	Code	See Page
C18	38	H2	37	J20	39
C21	38	I19	38	J21	39
H1	37	J5	39		

## : JUNCTION BLOCK AND WIRE HARNESS CONNECTOR

Code	See Page	Junction Block and Wire Harness (Connector Location)
1A	21	Engine Room No.2 Wire and Engine Room J/B (Engine Compartment Left)
1E		
1J	21	Engine Room Main Wire and Engine Room J/B (Engine Compartment Left)
1K		
2F	24	Engine Room No.2 Wire and Cowl Side J/B LH (Left Kick Panel)
2P	26	Instrument Panel Integration Wire and Cowl Side J/B LH (Left Kick Panel)
3A	30	Engine Room No.2 Wire and Cowl Side J/B RH (Right Kick Panel)
3I	30	Instrument Panel Integration Wire and Cowl Side J/B RH (Right Kick Panel)

## : CONNECTOR JOINING WIRE HARNESS AND WIRE HARNESS

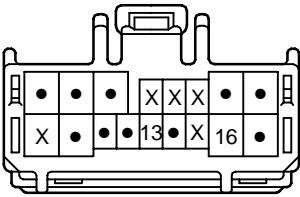
Code	See Page	Joining Wire Harness and Wire Harness (Connector Location)
EA2	44	Engine Room Main Wire and Engine Room No.2 Wire (Engine Compartment Right)
IH1	48	Instrument Panel Integration Wire and Column Wire (Near the Ignition SW)
IU2	50	Instrument Panel Integration Wire and Dash Wire (Behind the Glove Box)

## : GROUND POINTS

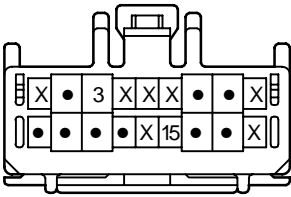
Code	See Page	Ground Points Location
EA	44	Front Right Side of Fender Apron
EB	44	
IF	46	Set Bolt of Cowl Side J/B LH

# HEADLIGHT CLEANER

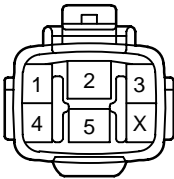
C18



C21  
BLACK



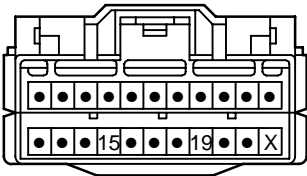
H1  
BLACK



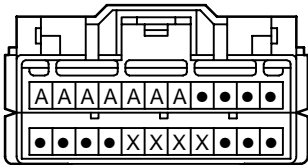
H2  
GRAY



I19

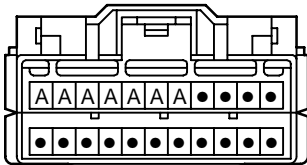


J5  
GRAY



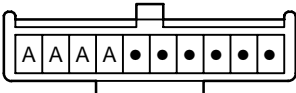
(Hint : See Page 7)

J20  
GRAY



(Hint : See Page 7)

J21  
BLUE



(Hint : See Page 7)

